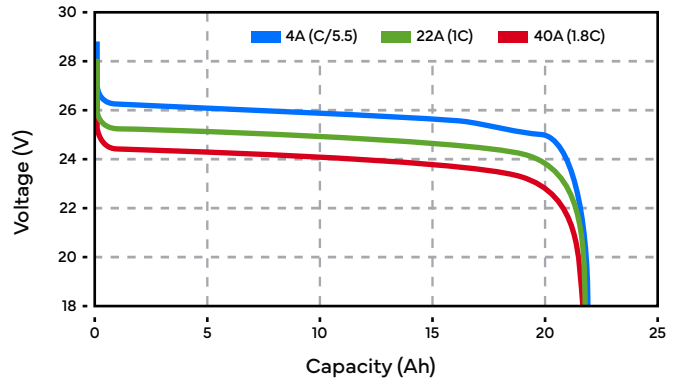


DATA SHEET

K2B24VU1-1 - HIGH CAPACITY | ENERGY BATTERY DATA



K2B24VU1-1



K2B24VU1-1 Discharge Rates at 25°C

GENERAL SPECIFICATIONS

Nominal Capacity @ C/5 (Ah)	22.2
Average Operating Voltage @ C/5 (V)	25.6
Protection Control Module*	
Weight	11.7 lbs
Height	6.8 in
Width	5.2 in
Length	7.8 in

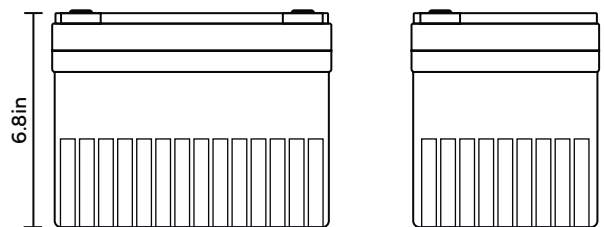
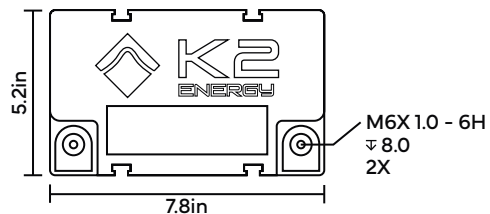
ADVANCED FEATURES

- ⚡ Short Circuit Protection
- ⚡ High Voltage Cut Off
- ⚡ Low Voltage Cut Off
- ⚡ Auto Cell Balancing
- ⚡ K2 Charger Available

CONSTANT CURRENT TIME PROFILE @ 25°C

C/20 (1.1 A)	20 hrs
C/5.5 (4 A)	5.6 hrs
C/2.2 (10 A)	133 min
0.9C (20 A)	66 min
1.8C (40 A)	33 min

DIMENSIONS



RECOMMENDED OPERATING CONDITIONS

Continuous Discharge (A)	≤ 35
Pulse Discharge (A) ≤ 30 Seconds	≤ 40
Charge Current (A)	≤ 11.1
Charge Voltage Cutoff (V)	29.2
Discharge Voltage Cutoff (V)	20.0
High Operating Temp (°C)	60
Low Operating Temp (°C)	-20

MAXIMUM OPERATING CONDITIONS

Continuous Discharge (A)	≤ 40
Pulse Discharge (A) ≤ 30 seconds	≤ 70
Pulse Discharge (A) ≤ 10 seconds	≤ 90
Charge Current (A)	≤ 22.2
Charge Voltage Cutoff (V)	31.2
Discharge Voltage Cutoff (V)	16.0
Max Modules in Series	2

Manufactured and distributed by Grand Teton Energy Systems.

Performance may vary depending on application. All Specifications and operation conditions are subject to change without notice. This data is for evaluation purposes only. No guarantee is intended or implied by this data. MDS.

Version 001