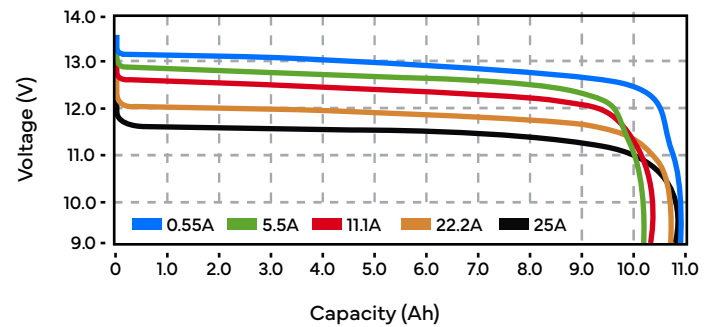


DATA SHEET

K2B12V11EB - HIGH CAPACITY | ENERGY BATTERY DATA



UNDOT 38.3 TESTED | RoHS Compliant



K2B12V11EB Discharge Rates

GENERAL SPECIFICATIONS

Nominal Capacity @ C/5 (Ah)	11.1
Average Operating Voltage @ C/5 (V)	12.8
Protection Control Module*	
Weight	2.87 lbs
Height	3.83 in
Width	2.53 in
Length	5.94 in

RECOMMENDED OPERATING CONDITIONS

Continuous Discharge (A)	≤ 11.1
Pulse Discharge (A) 30 Seconds	22.2
Charge Current (A)	≤ 5.5
Charge Voltage Cutoff (V)	14.6
Discharge Voltage Cutoff (V)	10.0
High Operating Temp (°C)	60
Low Operating Temp (°C)	-20

MAXIMUM OPERATING CONDITIONS

Continuous Discharge (A)	≤ 25
Pulse Discharge (A) 30 seconds	40
Charge Current (A)	≤ 11.1
Max Modules in Series	4

 Manufactured and distributed by Grand Teton Energy Systems.

Performance may vary depending on application. All Specifications and operation conditions are subject to change without notice. This data is for evaluation purposes only. No guarantee is intended or implied by this data. MDS.

Version 001

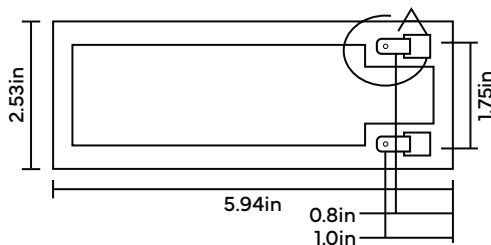
CONSTANT CURRENT TIME PROFILE @ 25°C

C/20 (0.55 A)	20 hrs
C/2 (5.5 A)	2 hrs
1C (11.1 A)	60 min
2C (22.2 A)	29 min
2.25C (25 A)	27 min

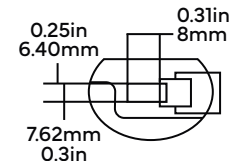
⚡ Cell balancing, low voltage cutoff, high voltage cutoff, & short circuit protection

DIMENSIONS

TOP VIEW




DETAIL A



⚡ 0.8 Thick Blade
Compatible with Faston .250" Connectors

FRONT VIEW



SIDE VIEW

