

DATA SHEET

72 V 180 Ah



CHARGE SPECIFICATIONS

Charge Voltage	82 A to 84 A
Charge Method	CC-CV
Recommended Charge Current	57.5 A
Maximum Charge Current	90 A
BMS Charge Cutoff Voltage	86 V
Recommended Float Voltage	69 V

DISCHARGE SPECIFICATIONS

Continuous Discharge Current	200 A
BMS Discharge Cutoff Voltage	40 V
Reconnect Voltage	46 V
Pulse Discharge Current	400 A (< 3 seconds)
Recommended Voltage Disconnect	50 V
Short Circuit Protection	200 to 600 μ s

COMPLIANCE SPECIFICATIONS

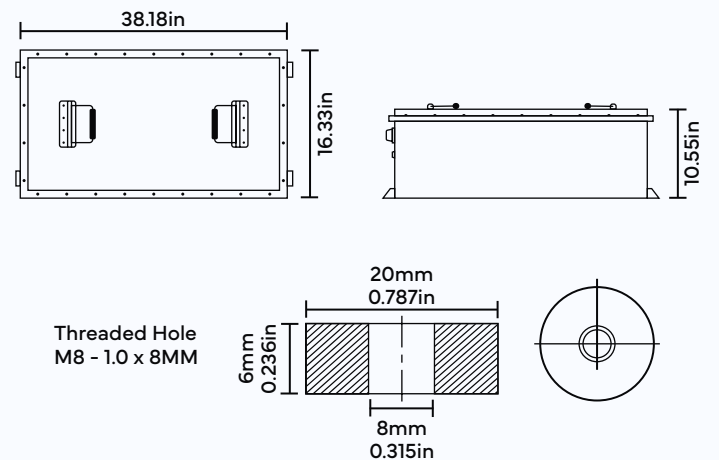
Certifications	CE UL 1642 (Cell) IEC62133 & CB KC BIS
Shipping Classification	UN3480 Class 9 UN38.3

BATTERY RECYCLE



NOTE: Do not mix with sealed lead-acid batteries when recycling. Refer to the Grand Teton user manual for proper operation.

BATTERY DIMENSIONS



GENERAL SPECIFICATIONS

Model	GT72V180-GC-A20
Chemistry	LiFePO4
Nominal Voltage	73.6 V
Nominal Capacity	180 Ah
Nominal Energy	13248 Wh
Cycle Life	> 2000 cycles @ 100% DOD

MECHANICAL SPECIFICATIONS

Dimensions (L x W x H)	38.18 in x 16.33 in x 10.55 in
Weight	264.5 lbs
Casing Material	Metal
Terminal Type	M8
Enclosure Protection	IP56

TEMPERATURE SPECIFICATIONS

Charge Temperature	0 °C to 45 °C (30 °F to 113 °F)
Discharge Temperature	-20 °C to 60 °C (-4 °F to 140 °F)
Storage Temperature	0 °C to 40 °C (30 °F to 104 °F)
BMS High Temperature Cutoff	80 °C (176 °F)

OTHER SPECIFICATIONS

Self-Discharge	2% per month
Efficiency	99%
Resistance	\leq 30 m Ω

GRAND TETON ENERGY SYSTEMS Manufactured and distributed by Grand Teton Energy Systems.

Performance may vary depending on application. All specifications and operating conditions are subject to change without notice. This data is provided for evaluation purposes only and does not imply any warranty or guarantee. Grand Teton Energy Systems. All rights reserved.

Version 003 - Revised 04-28-2026

DATA SHEET

72 V 180 Ah

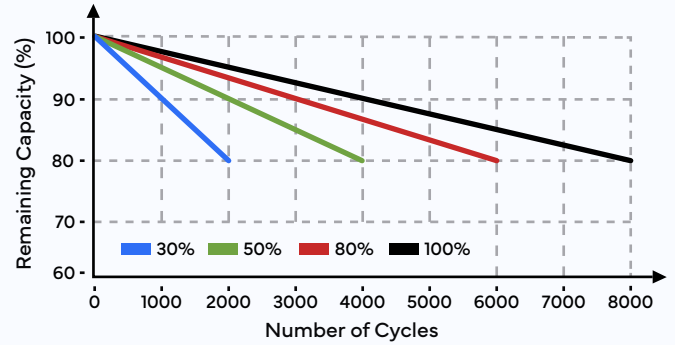


BATTERY APPLICATIONS

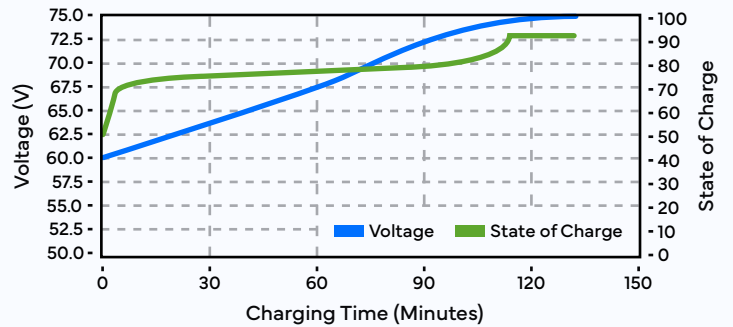
- ⚡ Data Center UPS
- ⚡ Telecom Backup Power
- ⚡ Military Power Supply
- ⚡ Solar Energy Storage Systems
- ⚡ Solar Street LED Lighting
- ⚡ Autonomously Guided Vehicles (AGVs)
- ⚡ Industrial Robotics & Handling Equipment
- ⚡ Aerial Work Platforms
- ⚡ Floor Cleaning Machines
- ⚡ Power Tools & Lawn Mowers
- ⚡ Electric Bikes & Motorcycles
- ⚡ Electric Mobility Devices (E-scooters, Wheelchairs)
- ⚡ Golf Trolleys & Golf Carts
- ⚡ Medical Devices
- ⚡ Electric Ships
- ⚡ Passenger Vehicles



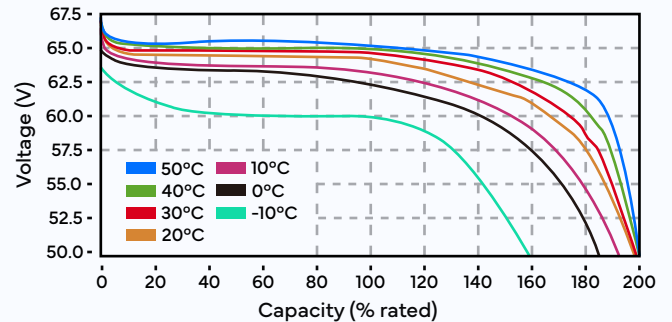
PERFORMANCE CHARACTERISTICS



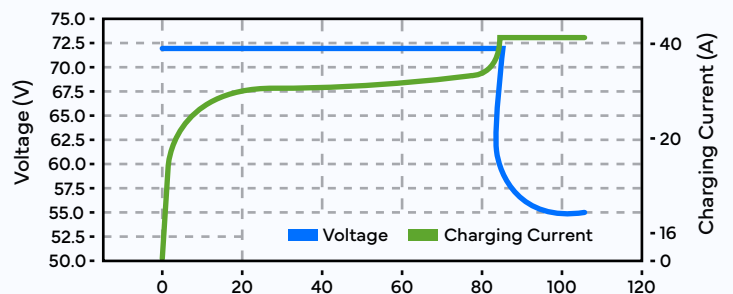
Cycle Life vs. Depth of Discharge (DOD)
Discharge @ 0.5C, 25 °C



State of Charge Curve @ 0.5C, 25 °C



Discharge Capacity at Various Temperatures
Discharge @ 0.5C, 25 °C



Charging Characteristics @ 0.5C, 25 °C